


GATE PANEL

GPANEL




GPANEL-1



Part No.	Size	Price (each)
GPANEL	435 mm (W) x 900 mm (H)	
GPANEL-1	370 mm (W) x 870 mm (H)	

CAST PANELS



CP 1



CP 2



CP 3



CP 5



CP 5/A

Part No.	Size (H x W)	Weight	Price per item
CP 1	410 mm x 195 mm	2.4 Kilos	
CP 2	400 mm x 200 mm	1.6 Kilos	
CP 3	390 mm x 195 mm	2.0 Kilos	
CP 5	465 mm x 190 mm	2.6 Kilos	
CP 5/A	550 mm x 295 mm	2.6 Kilos	

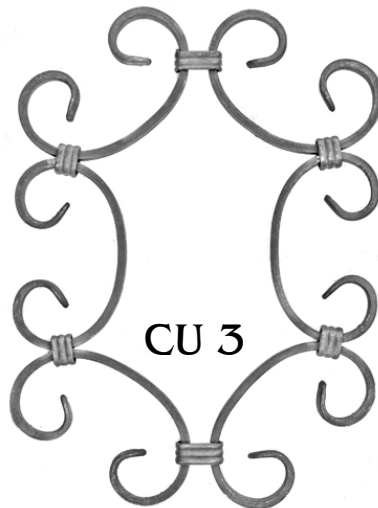
CLIP-ON UNITS



CU 1




CU 2



CU 3



CU 4



CU 5

Part No.	Size (H x W)	Price per item
CU 1	260 mm x 250 mm	
CU 2	260 mm x 255 mm	
CU 3	360 mm x 265 mm	
CU 4	480 mm x 210 mm	
CU 5	330 mm x 180 mm	

These clip-on units are meant to fit 12 mm bars only.


ROSETTES



ROSE 1



ROSE 1/A




ROSE 2



ROSE 2/A



ROSE 2/B



ROSE 3



ROSE 4



ROSE 5



ROSE 7



ROSE 8




ROSE 9



ROSE 10


Part No.	Size	Section	Collar	Price
ROSE 1	250 mm Dia	8 mm Sq.	NO	
ROSE 1/A	250 mm Dia	8 mm Sq.	NO	
ROSE 2	250 mm Dia	10 mm x 5 mm	YES	
ROSE 2/A	250 mm Dia	10 mm x 5 mm	YES	
ROSE 2/B	250 mm Dia	8 mm Sq.	YES	
ROSE 3	250 mm Dia	8 mm Sq.	YES	
ROSE 4	380 mm Dia	10 mm x 5 mm	YES	
ROSE 5	380 mm Dia	10 mm x 5 mm	YES	
ROSE 7	420 mm (H) x 510 mm (L)	12 mm Sq.	YES	
ROSE 8	250 mm Dia	10 mm x 5 mm	YES	
ROSE 9	245 mm (H) x 253 mm (L)	13 mm x 6 mm	YES	
ROSE 10	245 mm (H) x 253 mm (L)	13 mm x 6 mm	YES	

LARGE ROSETTES



ROSE 11

Part No.	Size	Price
ROSE 11	590 mm Dia	
ROSE 12	790 mm (H) x 380 mm (L)	
ROSE 13	640 mm (H) x 380 mm (L)	



ROSE 12



ROSE 13